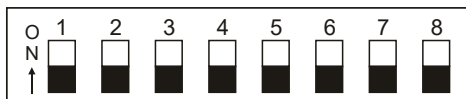


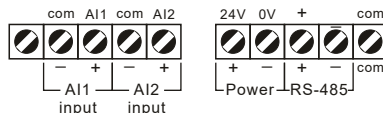
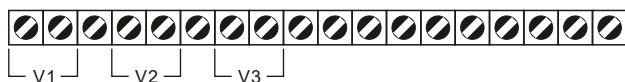
指撥開關



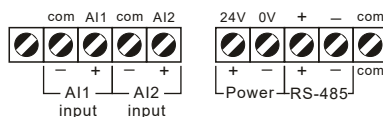
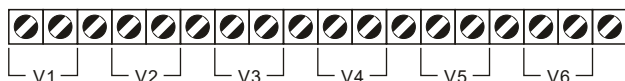
SW	說明
1	Address bit 0
2	Address bit 1
3	Address bit 2
4	Address bit 3
5	Address bit 4
6	Address bit 5
7	OFF = None parity check , 1 stop bit ON = None parity check , 2 stop bit
8	OFF = Baud rate 9600 ON = Baud rate 19200

配線圖

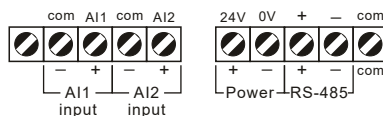
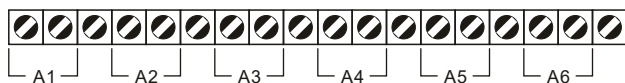
● 3 組電壓 + 3 組電流 (貫穿式 CT)



● 6 組電壓



● 6 組勾式 CT



端子代碼	說明
+24V	接電源供應器 +24V (最大 330mA)
0V	接電源供應器 0V
A	RS-485 +
B	RS-485 -
G	RS-485 GND (參考點, 可不接)
1A, 1C ~ 16A, 16C	輸出點 1 到輸出點 16 (5A / 30VDC / 250VAC)

數位通訊協定位址表

Address	Code	Word	Function	Range
0000H	03H / 06H	1	R / W DO1 ~ DO16 State	0000H ~ FFFFH

DO1 : LSB

DO16 : MSB

Ex : 讀取第一站資料

Send : 01 03 00 00 00 01 CRC

Received : 01 03 02 XX XX CRC

Ex : 設定第一站資料

Send : 01 06 00 00 XX XX CRC

Received : 01 06 00 00 XX XX CRC